

RIGHT DIRECTION TODAY,
TOP UNIVERSITY **TOMORROW.**



**FREE
E-BOOK**

FOR EVERY
ASPIRING
STUDENT

CUET 2026

COMMON UNIVERSITY ENTRANCE TEST



ONE EXAM

Many Top
Universities



TOP UNIVERSITIES

DU, BHU, JNU, AMU
& Many More



BETTER SCORE

Better College
Better Future

YOUR COMPLETE GUIDE FOR ENTRANCE SUCCESS



ELIGIBILITY,
SYLLABUS &
EXAM PATTERN



SMART STUDY
PLAN & STRATEGY



SUBJECT-WISE
TIPS &
PREPARATION



COMMON MISTAKES,
SCORE BOOSTING &
REVISION PLAN



ADMISSION GUIDANCE
& CAREER
OPPORTUNITIES

ACCEPTED BY **250+** UNIVERSITIES ACROSS INDIA

DELHI UNIVERSITY | BANARAS HINDU UNIVERSITY | JNU | AMU
CENTRAL UNIVERSITIES | STATE UNIVERSITIES | & MANY MORE



DREAM BIG.
PREPARE SMART.
GET INTO YOUR
DREAM COLLEGE.



DOWNLOAD FOR FREE
LINK IN BIO

CUET 2026 Success Roadmap

Complete Guide for Entrance Success

CUET 2026 Success Roadmap

© 2026 careerblueprintguides.in / Naresh S Yadav

All Rights Reserved.

This eBook is created for educational and informational purposes only.

No part of this publication may be reproduced, distributed, stored, or transmitted in any form without prior written permission from the author, except for brief quotations used in reviews or educational references.

Unauthorized copying, sharing, or commercial use of this material is strictly prohibited.

Publisher – Medha Career Guide Gwalior (Madhy Pradesh)

E mail – nareshyadvsg@gmail.com

Contact - +91 942517220

Book Preparation – Ashiesh JP Jaar (Freancer)

Instagram: @careerblueprintguides

Website: www.careerblueprintguides.in

Disclaimer

This guide is created for educational and informational purposes only.

Although every effort has been made to provide accurate and updated information regarding CUET 2026, exam patterns, eligibility, universities, and admission processes may change over time according to official notifications released by NTA and participating universities.

Students are strongly advised to verify all important information from official websites before making any academic or admission-related decisions.

This eBook is not officially affiliated with NTA, CUET, Delhi University, or any government institution.

The author and publisher are not responsible for any changes, errors, or decisions made based on the information provided in this guide.

Official CUET Website:

<https://cuet.nta.nic.in/>

Welcome to the CUET 2026 Success Roadmap

First of all, congratulations on taking the first step toward your future.

Preparing for CUET can feel confusing because there is so much information, pressure, and uncertainty after Class 12. That is exactly why this guide was created – to simplify your preparation journey and help you move in the right direction.

Inside this roadmap, you will find:

- ✔ preparation strategies
- ✔ common mistakes to avoid
- ✔ smart study planning
- ✔ DU admission guidance
- ✔ career clarity tips
- ✔ final revision advice

Remember:

You do not need perfect preparation from Day 1.

You only need consistency, clarity, and the right direction.

I hope this guide helps you prepare smarter and feel more confident about your future.

Wishing you the very best for CUET 2026 and your career journey ahead

Naresh S Yadav

Author

Table of Content

Table of Content.....	7
Section 1.....	9
Introduction & CUET Basics.....	9
Section 2.....	16
Biggest Mistakes CUET Students Make	16
Section 3.....	26
Complete CUET 2026 Preparation Roadmap	26
Section 4.....	38
DU Admission & Course Selection Strategy	38
Section 5.....	48
Career Clarity & Future Planning	48
Section 6.....	59
Final 30-Day Strategy & Exam-Day Checklist.....	59
Section 7.....	69
Resources, Free Tools & Next Steps	69

How to Use This Book

This roadmap is designed to help you prepare for CUET 2026 in a simple and practical way.

To get the best results from this guide:

- ✔ Read one section at a time
- ✔ Make short notes while reading
- ✔ Follow the preparation strategies regularly
- ✔ Use the checklists and planners for tracking progress
- ✔ Revise important concepts consistently
- ✔ Focus more on implementation than overthinking

You do not need to finish this book in one day.

Use it as a step-by-step guide throughout your CUET preparation journey.

Small daily progress can create big results over time

Section 1

Introduction & CUET Basics

Welcome to the CUET 2026 Success Roadmap CUET 2026 Success Roadmap

First of all, congratulations for taking the first step toward your future.

If you are planning to appear for CUET 2026, this guide can help you understand the exam, avoid common mistakes, and prepare in a smarter way.

Many students feel confused after Class 12 because there are too many questions like:

- Which course should I choose?
- How should I prepare for CUET?
- Which universities accept CUET?
- How much score is needed?
- Can I prepare along with board exams?
- What if I choose the wrong subjects?
- This roadmap is created to make things simple for you.

Instead of giving long boring theory, this guide focuses on:

- practical preparation tips
- smart planning
- career guidance
- common mistakes to avoid
- clear action steps

Whether you are from Science, Commerce, or Humanities, this roadmap will help you understand what to do next.

Remember:

CUET 2026 Success Roadmap

- You do not need perfect preparation from Day 1.
- You only need the right direction and consistency.

Let's begin your CUET 2026 journey.

What is CUET 2026?

CUET stands for:

Common University Entrance Test

It is a national-level entrance exam conducted for admission into undergraduate courses in many universities across India.

The exam is conducted by:

NTA (National Testing Agency)

CUET allows students to apply to multiple universities through one entrance exam.

Instead of applying separately through different admission systems, students can use their CUET score for admission into various colleges and universities.

Why CUET Was Introduced

Earlier, college admissions mostly depended on:

- Class 12 board marks
- different college cutoffs
- separate admission systems

This created confusion and unfair competition.

CUET was introduced to:

- create a common admission process
- give equal opportunity to students

- reduce dependency on board percentage
- make admissions more transparent

Today, CUET has become one of the most important exams for students after Class 12.

Why is CUET Important for Students?

CUET is important because it can help students get admission into top universities and courses across India.

A good CUET score can open opportunities in:

- Delhi University (DU)
- Banaras Hindu University (BHU)
- Jawaharlal Nehru University (JNU)
- Aligarh Muslim University (AMU)
- Central Universities
- State Universities
- Other participating institutions

For many students, CUET is now the main gateway to top undergraduate programs.

Benefits of Preparing for CUET Seriously

1. Access to Top Universities

You can apply to many reputed universities using one exam score.

2. More Career Opportunities

Better colleges often provide:

- better placements

- stronger exposure
- networking opportunities
- better academic environment

3. Reduced Pressure of Board Cutoffs

Earlier, students needed extremely high board percentages for some colleges.

CUET creates another opportunity for deserving students.

4. Better Course Flexibility

Students can explore different programs based on their interests and career goals.

Universities Accepting CUET

Many universities now accept CUET scores for undergraduate admissions.

Some popular universities include:

University	Popular Courses
Delhi University (DU)	B.Com, BA, BSc
BHU	Arts, Science, Commerce
JNU	Languages, Social Sciences
AMU	Various UG Courses
Jamia Millia Islamia*	Selected Programs
Central Universities	Multiple Courses

*Admission rules may change depending on the university and course.

Students should always check the official university website for latest updates.

Who Should Prepare Seriously for CUET?

You should take CUET preparation seriously if:

- you want admission into top universities
- you are aiming for DU or Central Universities
- you want better career opportunities
- you are confused about future options
- you want to avoid last-minute stress
- you want more course choices after Class 12

Even average students can perform well in CUET with:

- proper planning
- consistency
- NCERT preparation
- regular practice

You do not need to study 12 hours daily.

Smart preparation is more important than random hard work.

Can You Prepare for CUET Along With Boards?

Yes – absolutely.

In fact, board preparation and CUET preparation can support each other because:

- NCERT plays a major role
- concepts are connected
- many subjects overlap

Students who study consistently during Class 12 often get an advantage in CUET.

The key is:

proper planning and revision.

How This Roadmap Will Help You

This roadmap is designed to simplify your CUET preparation journey.

In the next sections, you will learn:

- common mistakes students make
- month-wise preparation strategy
- daily study planning
- mock test strategy
- DU admission basics
- career guidance tips
- revision techniques
- exam-day preparation

This guide is created to help you:

- ✔ save time
- ✔ avoid confusion
- ✔ prepare smarter
- ✔ stay motivated
- ✔ make better career decisions

Final Message Before Moving Ahead

Do not compare your journey with others.

- Some students may start early.
- Some may study faster.
- Some may appear more confident.

But consistency always wins in the long run.

CUET 2026 Success Roadmap

- Even small daily progress can create big results over time.
- Start simple.
- Stay consistent.
- Trust the process.

Section 2

Biggest Mistakes CUET Students Make

Many students work hard for CUET but still fail to get their desired score because they follow the wrong strategy.

Success in CUET is not only about studying more.

It is also about:

- avoiding common mistakes
- preparing with the right direction
- managing time properly
- staying consistent

In this section, we will discuss some of the biggest mistakes students make during CUET preparation and how you can avoid them.

Mistake 1 – Starting Preparation Too Late

One of the biggest mistakes students make is waiting too long before starting preparation.

Many students think:

“I will start after board exams.”

This creates huge pressure later because:

- syllabus becomes difficult to manage
- revision time decreases
- mock tests get ignored
- stress levels increase

CUET preparation is much easier when started early with small daily efforts.

Even studying:

- 2–3 hours daily with consistency can create strong results over time.

Reality Check

Students who start early usually:

- revise more times
- solve more questions
- stay calmer during exams
- perform better under pressure

Late preparation often leads to panic and confusion.

What Toppers Do Differently

Top students usually:

- start with NCERT early
- prepare slowly but consistently
- make short notes regularly
- avoid last-minute syllabus pressure

Mistake 2 – Ignoring NCERT

Many students spend too much time on:

- random books
- difficult reference materials
- unnecessary coaching PDFs

But they ignore the most important source:

NCERT

In CUET, NCERT concepts play a very important role.

Students who skip NCERT often:

- miss basic concepts
- make conceptual mistakes
- struggle in objective questions

Before using advanced books, students should complete:

- NCERT reading
- examples
- important definitions
- diagrams
- back exercises

Reality Check

Many CUET questions are directly or indirectly based on NCERT concepts.

Ignoring NCERT can reduce your score significantly.

What Toppers Do Differently

Toppers usually:

- revise NCERT multiple times
- highlight important points
- make concise notes
- focus on conceptual clarity

Mistake 3 – Following Random YouTube Strategy

YouTube can be helpful, but too much random content creates confusion.

Many students waste hours watching:

- “Topper strategy”

- “Secret tricks”
- “Last-minute hacks”
- “Guaranteed score videos”

Instead of studying, they keep changing their strategy every week.

This creates:

- lack of consistency
- confusion
- anxiety
- poor preparation

Remember:

Watching preparation videos is not actual preparation.

Reality Check

Too much strategy content can waste more time than social media.

A simple study plan followed consistently is better than changing plans daily.

What Toppers Do Differently

Successful students usually:

- follow limited trusted resources
- avoid unnecessary comparison
- stick to one clear plan
- spend more time practicing than watching videos

Mistake 4 – Not Giving Mock Tests

Many students study theory for months but avoid mock tests because they fear low scores.

This is a serious mistake.

Mock tests help students:

- understand exam pattern
- improve speed
- manage time
- reduce exam fear
- identify weak areas

Without mock tests, students often struggle during the real exam.

Reality Check

Knowledge alone is not enough.

CUET also tests:

- speed
- accuracy
- time management
- pressure handling

These skills improve through practice tests.

What Toppers Do Differently

Top students:

- start mock tests early
- analyze mistakes carefully
- track weak topics

- improve gradually with practice

Mistake 5 – Choosing Wrong Domain Subjects

Some students choose subjects:

- because friends selected them
- because they look easy
- without checking university requirements

This can create problems later during admissions.

Before choosing domain subjects, students should check:

- university eligibility
- course requirements
- future career goals
- personal strengths

Wrong subject selection can limit college options.

Reality Check

A good score becomes less useful if subject selection does not match university requirements.

Always verify official eligibility criteria.

What Toppers Do Differently

Smart students:

- research universities early
- compare course requirements
- choose subjects strategically
- align preparation with career goals

Mistake 6 – No Career Planning

Many students focus only on:

“Getting into college.”

But they do not think about:

- long-term career goals
- skill development
- future opportunities
- course relevance

This creates confusion later.

Choosing a course without career understanding can lead to:

- dissatisfaction
- lack of interest
- career confusion after graduation

Reality Check

Your college course is not just a degree.

It can influence:

- future career path
- job opportunities
- higher education options

What Toppers Do Differently

- Focused students usually:
- research career opportunities
- understand course scope
- think long-term
- balance passion and practical opportunities

Mistake 7 – Poor Time Management

Some students:

- study randomly
- waste time on social media
- avoid planning
- study only when motivated

This reduces productivity.

CUET preparation does not require perfect routines.

But it does require:

- consistency
- discipline
- proper scheduling

Even small daily progress matters.

Reality Check

Many students fail not because they are weak, but because they are inconsistent.

Consistency beats motivation.

What Toppers Do Differently

Top students usually:

- follow daily targets
- use weekly planning
- reduce distractions
- revise regularly
- maintain balanced study hours

Quick Self-Check Checklist

Ask yourself honestly:

Question **Yes / No**

- Am I preparing consistently?
- Have I completed NCERT properly?
- Am I giving mock tests regularly?
- Do I have a proper study plan?
- Have I researched university requirements?
- Do I know my career direction?

If most answers are “No,” do not panic.

You still have enough time to improve with the right strategy.

Final Advice for Students

Do not try to prepare perfectly from Day 1.

Instead:

- start early
- stay consistent
- revise regularly

CUET 2026 Success Roadmap

- focus on NCERT
- practice mock tests
- avoid unnecessary confusion

Remember:

Small daily improvement creates big results over time.

Now let's move to the most important part of this roadmap

Section 3

Complete CUET 2026 Preparation Roadmap

This section is the heart of this roadmap.

Many students fail in CUET not because they are weak, but because they do not have a proper plan.

A smart strategy can help you:

- study with clarity
- reduce stress
- stay consistent
- improve revision
- balance school and CUET preparation

Remember:

You do not need perfect preparation.

You need a consistent and practical system.

Step 1 – Understand Your Preparation Goal

Before starting preparation, ask yourself:

- Which universities do I want?
- Which courses am I targeting?
- Which domain subjects are required?
- What are my strong and weak subjects?

Once your goal becomes clear, preparation becomes easier.

Ideal Preparation Formula

A balanced CUET preparation should include:

Activity	Importance
NCERT Study	Very High
Concept Clarity	Very High
Practice Questions	High
Mock Tests	High
Revision	Very High
Time Management	High

Month-Wise CUET 2026 Preparation Plan

PHASE 1 – Foundation Building

May 2025 – July 2025

Main Goal:

Build strong concepts through NCERT.

Focus Areas:

- Start reading NCERT properly
- Understand basic concepts
- Make short notes
- Identify weak subjects
- Build study consistency

What You Should Do:

- Read NCERT daily
- Make chapter-wise notes
- Solve basic MCQs
- Avoid unnecessary books

- ✔ Create daily study routine

Reality Check ✔

Most students waste these months thinking:

“There is still a lot of time.”

But early preparation reduces future pressure.

PHASE 2 – Concept Strengthening

August 2025 – October 2025

Main Goal:

Improve understanding and practice.

Focus Areas:

- Complete major syllabus
- Start solving MCQs regularly
- Improve speed and accuracy
- Revise weak chapters

What You Should Do:

- ✔ Practice chapter-wise questions
- ✔ Revise weekly
- ✔ Start short tests
- ✔ Improve time management
- ✔ Focus on weak areas

PHASE 3 – Intensive Preparation

November 2025 – January 2026

Main Goal:

Test yourself seriously.

Focus Areas:

- Mock tests
- Full syllabus revision
- Accuracy improvement
- Previous year practice

What You Should Do:

- ✓ Give weekly mock tests
- ✓ Analyze mistakes carefully
- ✓ Revise short notes
- ✓ Improve question-solving speed
- ✓ Practice under time limits

What Toppers Do Differently

Top students do not just give mock tests.

They also:

- analyze mistakes
- track weak topics
- revise incorrect questions
- improve gradually

PHASE 4 – Final Revision Phase

February 2026 – Exam Time

Main Goal:

Stay calm and revise smartly.

Focus Areas:

- Revision only
- Mock test practice
- Formula/fact revision
- Mental preparation

What You Should Do:

- ✓ Revise notes daily
- ✓ Avoid learning completely new topics
- ✓ Sleep properly
- ✓ Stay consistent
- ✓ Reduce stress

Daily Study Strategy

You do not need to study 12–14 hours daily.

Quality matters more than long study hours.

Ideal Daily Study Formula

Activity	Suggested Time
NCERT Reading	1–2 Hours
Practice Questions	1 Hour
Revision	30–45 Minutes
Mock/Test Practice	30 Minutes
Weak Subject Focus	30 Minutes

Sample Timetable for School Students

Time	Activity
Morning	Revision / Reading
School Hours	Focus in class
Evening	Practice Questions
Night	Short Revision

Sample Timetable for Droppers

Time	Activity
Morning	Core Subject Study
Afternoon	Practice Questions
Evening	Mock Tests
Night	Revision + Weak Topics

Weekly Planning System

- Many students plan daily but fail weekly.
- A weekly system helps maintain consistency.

Ideal Weekly Structure

Day	Main Focus
Monday	New Concepts
Tuesday	Practice Questions
Wednesday	Weak Topics
Thursday	Revision

CUET 2026 Success Roadmap

Friday

Mock Test

Saturday

Mistake Analysis

Sunday

Weekly Revision

Weekly Progress Tracker

Task

Completed?

NCERT Revision

Practice Questions

Mock Test Given

Weak Topics Revised

Notes Updated

Time Managed Properly

You can print or reuse this tracker every week.

Subject Prioritization Strategy

Not every subject needs equal time.

Students should prioritize:

- weak subjects
- high-weightage chapters
- scoring topics

Smart Subject Priority Formula

High Priority

- Weak subjects

- Important chapters
- Frequently tested concepts

Medium Priority

- Moderate topics
- Practice-based chapters

Low Priority

- Already strong areas

Reality Check

Many students waste too much time revising subjects they already know well.

Smart preparation focuses more on improvement areas.

Mock Test Strategy

Mock tests are extremely important for CUET preparation.

They help students:

- improve speed
- reduce fear
- increase accuracy
- manage exam pressure

When Should You Start Mock Tests?

Time Period	Mock Strategy
Early Phase	Chapter-wise tests
Mid Preparation	Subject tests

How to Analyze Mock Tests

After every mock test:

- ✓ Check mistakes
- ✓ Identify weak topics
- ✓ Understand time issues
- ✓ Revise incorrect concepts
- ✓ Track score improvement

What Toppers Do Differently

Toppers focus more on:

mistake analysis

instead of only:

number of tests.

Revision Strategy

Revision is the key to long-term memory.

Without revision, students forget topics quickly.

Best Revision Rule

1st Revision:

Within 24 hours

2nd Revision:

Within 1 week

3rd Revision:

Within 1 month

This improves retention significantly.

Smart Revision Methods

- ✓ Short notes
- ✓ Flashcards
- ✓ Formula sheets
- ✓ Mind maps
- ✓ Practice MCQs
- ✓ Teaching others

School + CUET Balance Strategy

Many students struggle to manage:

- school
- boards
- coaching
- CUET preparation

The solution is:

integration

Instead of studying separately for everything, connect your preparation.

Smart Balance Tips

- ✓ Focus strongly in school classes
- ✓ Use NCERT as primary source

- ✓ Revise daily in small portions
- ✓ Avoid unnecessary resources
- ✓ Create weekly targets
- ✓ Maintain sleep and health

Important Reminder for Students

Do not compare your study hours with others.

Some students learn faster.

Some need more revision.

Your goal is:

steady improvement.

Consistency matters more than motivation.

Final Preparation Checklist ✓

Before exam season, ask yourself:

Checklist

Yes / No

Have I completed NCERT properly?

Am I giving mock tests regularly?

Do I revise weekly?

Do I know my weak subjects?

Am I following a study schedule?

Am I avoiding unnecessary distractions?

Final Motivation

CUET preparation is not about being perfect every day.

There will be:

- lazy days
- stressful days
- low-score days

That is normal.

The important thing is:

keep moving forward consistently.

Even small progress every day can create big results over time.

Section 4

DU Admission & Course Selection Strategy

For many students, getting admission into Delhi University (DU) is one of the biggest goals after Class 12.

But many students become confused during:

- course selection
- preference filling
- score expectations
- college choice

Some students even lose good opportunities because they do not understand the admission process properly.

This section will help you understand:

- how DU admissions work
- how to choose courses smartly
- how preference filling matters
- how to create backup plans

Remember:

A smart strategy can improve your admission chances significantly.

Understanding DU Admission Basics

Delhi University admissions for many undergraduate courses are based on:

CUET scores

Students must:

- Appear for CUET
- Select proper subjects

- Register on DU CSAS Portal
- Fill course and college preferences
- Participate in counseling/allocation rounds

Your admission depends on:

- CUET score
- eligibility criteria
- category (if applicable)
- seat availability
- preference order

Important Reality About DU Admissions

Many students think:

“Only toppers get into DU.”

This is not completely true.

Delhi University has:

- many colleges
- different cutoff ranges
- multiple courses
- various opportunities

A smart student with proper planning can still get good options.

What is the CSAS Portal?

CSAS stands for:

Common Seat Allocation System

This is the official DU counseling and preference filling system.

Students use this portal to:

- select colleges
- choose courses
- arrange preferences
- participate in allocation rounds

Why Preference Filling is Extremely Important

Many students focus only on marks and ignore:

preference strategy

This is a big mistake.

Wrong preference filling can reduce your chances of getting better colleges or courses.

Smart Preference Filling Strategy

1. Put Your Dream Options First

Always place your preferred:

- college
- course
- combination

at the top.

Do not assume:

"I won't get this."

Let the system decide.

2. Add Balanced Choices

Your list should include:

- dream options

- realistic options
- safe backup options

This creates better admission safety.

3. Research Before Filling

Before selecting preferences, check:

- ✓ course eligibility
- ✓ college reputation
- ✓ placement opportunities
- ✓ location
- ✓ fee structure
- ✓ future scope

4. Do Not Copy Friends

Your:

- interests
- goals
- strengths

may be different from others.

Choose according to your own future plans.

How Course Selection Works

Many students choose courses based only on:

- popularity
- pressure from relatives
- friend circle
- social media trends

This can create future dissatisfaction.

A course should match:

- your interests
- career goals
- strengths
- future opportunities

Questions to Ask Before Choosing a Course

Ask yourself:

- What subjects do I enjoy?
- Which careers interest me?
- Do I prefer theory or practical learning?
- What kind of work lifestyle do I want?
- Am I choosing this course because of pressure?

These questions help create clarity.

Popular Courses Through CUET

Below are some popular undergraduate courses students choose through CUET.

Course Comparison Table

Course	Best For	Future Scope
B.Com (Hons.)	Commerce students	Finance, Banking, CA, MBA
BA Economics	Analytical students	Economics, Finance, UPSC

CUET 2026 Success Roadmap

Course	Best For	Future Scope
BBA / Management	Business interest	Management, MBA, Corporate Jobs
BA Psychology	Human behavior interest	Counseling, HR, Psychology
BA English	Language & creativity	Media, Teaching, Writing
BSc Computer Science	Tech interest	IT, Software, Data Careers
BSc Mathematics	Analytical thinking	Data Science, Finance, Research
BA Political Science	UPSC aspirants	Civil Services, Law, Policy
BA Journalism BA Journalism	Media interest	Journalism, Content, PR
BSc Life Sciences	Biology students	Research, Healthcare, Higher Studies

Career Scope Table

Career Area	Suitable Courses
Banking & Finance	B.Com, Economics
UPSC & Government Exams	Political Science, History, Economics
IT & Technology	Computer Science, Mathematics
Media & Communication	Journalism, English
Psychology & Counseling	Psychology

Safe Score Mindset

Many students become mentally stressed because of:

- high cutoff discussions
- social media comparison
- unrealistic score expectations

Remember:

- Your score does not decide your entire future.
- A good strategy matters more than panic.

Important Advice for Students

Do not think only about:

“Top college or nothing.”

Instead focus on:

- good learning opportunities
- skill development
- consistency
- career growth

Many successful people come from:

- average colleges
- lesser-known courses
- different career paths

Your effort after admission matters more in the long run.

Backup Planning is Very Important

Many students make the mistake of keeping:

only one option

This increases stress.

A smart student always creates:

- Plan A
- Plan B
- Plan C

What Can Be Backup Options?

Backup options may include:

- other DU colleges
- alternative courses
- state universities
- private universities
- skill-based programs
- online certifications

Having backups reduces fear and improves confidence.

Reality Check

A backup plan does NOT mean low confidence.

It means:

smart preparation.

Common Mistakes During Admission Process

Avoid these mistakes:

- ✗ Filling preferences randomly
- ✗ Ignoring eligibility criteria
- ✗ Depending only on social media advice
- ✗ Not checking official websites
- ✗ Last-minute decision making
- ✗ Following friends blindly

What Smart Students Do Differently ★

Successful students usually:

- ✓ research courses early
- ✓ understand admission process
- ✓ compare colleges properly
- ✓ create multiple backup plans
- ✓ focus on long-term career growth

Final Advice Before Choosing a Course

Do not choose a course only because:

- it is trending
- relatives suggested it
- friends selected it

Choose something that:

- matches your strengths
- supports your goals
- keeps you motivated to learn

Remember:

A smart course choice can shape your future positively.

Final Motivation

Your college journey is only the beginning.

The real success depends on:

- skills
- consistency
- discipline
- learning attitude

A good college can help you,

but your effort will always matter the most.

Section 5

Career Clarity & Future Planning

One of the biggest problems students face after Class 12 is:

career confusion.

Many students feel pressure from:

- parents
- relatives
- social media
- comparison with friends

Because of this, students often choose courses without understanding:

- their interests
- future opportunities
- skills
- career goals

Remember:

A good career decision is not made in one day.

It is a process of:

- understanding yourself
- exploring opportunities
- making practical decisions

This section will help you think more clearly about your future.

Why Career Clarity is Important

Many students focus only on:

“Which college should I get?”

But an equally important question is:

“What kind of future do I want?”

A good career decision can affect:

- job satisfaction
- future income
- work-life balance
- confidence
- long-term happiness

That is why career planning matters.

How to Choose the Right Career

Choosing a career does not mean:

finding a “perfect” option.

Instead, focus on finding a direction that matches:

- your interests
- strengths
- personality
- future opportunities

Ask Yourself These Questions

1. What subjects do I genuinely enjoy?

Notice the subjects you like learning even without pressure.

2. What type of work interests me?

Examples:

- creative work
- analytical work
- business
- technology
- communication
- helping people

3. What are my natural strengths?

You may be good at:

- speaking
- problem-solving
- creativity
- leadership
- writing
- logical thinking

4. What kind of lifestyle do I want?

- Some careers offer:
- stability
- flexibility
- high income
- creativity
- travel opportunities

Think long-term.

5. Am I choosing this because of pressure?

This is very important.

Do not choose a career only because:

- relatives suggested it

- friends selected it
- society considers it “safe”

Your future should match your own goals.

Passion vs Salary — Understanding the Balance

Students are often confused between:

“Follow your passion”

and

“Choose a stable career”

The truth is:

both passion and practicality matter.

Important Reality Check

Choosing only salary without interest can create:

- frustration
- stress
- burnout

But choosing only passion without understanding opportunities can also create challenges.

The smart approach is:

balance.

Find careers where:

- you can stay interested
- you can build strong skills
- future opportunities also exist

What Smart Students Do Differently

Successful students usually:

- ✔ explore different career paths
- ✔ improve practical skills
- ✔ stay open to learning
- ✔ think long-term
- ✔ adapt with changing industries

Future-Proof Careers

The world is changing rapidly because of:

- technology
- AI tools
- automation
- digital businesses

Students should focus on careers that may continue growing in the future.

Examples of Future-Oriented Career Areas

Career Area	Growth Potential
Data & Technology	Very High
AI & Automation	Very High
Digital Marketing	High
Finance & Analytics	High
Healthcare & Psychology	High
Content & Media	Growing
Business & Entrepreneurship	Growing

Cybersecurity	High
Design & UI/UX	Growing
Education & EdTech	Growing

Stream-Wise Career Opportunities

Science Stream

Science students can explore:

- Engineering
- Medical
- Research
- Data Science
- Biotechnology
- Computer Science
- Psychology
- Aviation
- Government Exams

Commerce Stream

Commerce students can explore:

- CA
- CS
- CMA
- Finance
- Banking
- BBA/MBA
- Digital Marketing
- Business Analytics

- Entrepreneurship

Humanities / Arts Stream

Humanities students can explore:

- UPSC
- Law
- Journalism
- Psychology
- Design
- Social Work
- Teaching
- Media
- Public Policy

Important Reminder

No stream is “weak” or “less valuable.”

Success depends more on:

- skills
- consistency
- adaptability
- practical experience

than only stream selection.

Skill-Based Careers Are Growing Fast

Today, companies also value:

practical skills

Many students focus only on degrees and ignore skill development.

This is a mistake.

Important Skills for Future Careers

Students should improve skills like:

- ✓ Communication
- ✓ Problem-solving
- ✓ Public speaking
- ✓ Digital skills
- ✓ Writing
- ✓ Time management
- ✓ Creativity
- ✓ Leadership
- ✓ Technology awareness

Why Skills Matter

Strong skills can help students:

- get internships
- build confidence
- improve employability
- earn online
- explore freelancing
- grow faster professionally

Common Student Confusions

Many students feel confused about questions like:

- “What if I choose the wrong career?”
- “What if I fail?”
- “What if others are ahead?”
- “What if my interests change?”
- “What if I am average in studies?”

These thoughts are normal.

Career clarity develops gradually through:

- learning
- experience
- exploration
- self-awareness

You do not need all answers immediately.

Career Clarity Checklist

Ask yourself honestly:

Question

Yes / No

Do I know my strengths?

Have I explored multiple career options?

Am I choosing based on my interests?

Have I researched future opportunities?

Am I improving practical skills?

Do I understand course scope properly?

If many answers are “No,” do not panic.

You still have enough time to explore and improve.

Self-Reflection Exercise

Take 10 minutes and write answers for these:

1. My strongest subjects are:

2. Careers that interest me:

3. Skills I want to improve:

4. My biggest career confusion:

5. My future goals:

This small exercise can create more clarity than hours of overthinking.

Final Advice for Students

Do not rush your career decisions because of pressure or fear.

Take time to:

- explore
- research
- learn
- understand yourself

Your first career decision does not decide your entire life.

Many successful people:

- changed careers

- learned new skills
- discovered their interests later

The important thing is:

keep learning and growing.

Final Motivation

You do not need to become perfect overnight.

Focus on:

- steady improvement
- skill development
- smart decisions
- consistency

Your future is built step by step.

Believe in your ability to grow.

Section 6

Final 30-Day Strategy & Exam-Day Checklist

The final 30 days before CUET are extremely important.

This is the phase where students usually feel:

- pressure
- stress
- confusion
- fear of low scores

Some students panic and completely change their strategy at the last moment.

This is a big mistake.

Remember:

- The last 30 days are not for studying everything again.
- They are for smart revision, practice, and staying calm.
- A focused and balanced final month can improve your performance significantly.

Final 30-Day Preparation Strategy

Your main focus during the final month should be:

- ✓ revision
- ✓ mock tests
- ✓ weak topic improvement
- ✓ accuracy
- ✓ confidence building

Avoid trying to study completely new topics unnecessarily.

Week-by-Week Final 30-Day Plan

Week 1 – Full Syllabus Revision

Main Goal:

Refresh all important concepts.

Focus On:

- NCERT revision
- short notes
- formulas
- important facts
- weak chapters

What You Should Do:

- Revise daily
- Solve MCQs
- Identify weak areas
- Make quick revision notes

Week 2 – Mock Test & Accuracy Improvement

Main Goal:

Improve speed and accuracy.

Focus On:

- full-length tests
- time management
- mistake analysis

What You Should Do:

- Give mock tests regularly

- ✔ Analyze mistakes carefully
- ✔ Improve question selection
- ✔ Avoid repeating errors

Reality Check ✔

Mock tests are not only for checking scores.

They are for:

- building confidence
- reducing fear
- improving exam handling

Week 3 – Smart Revision Phase

Main Goal:

Strengthen memory and confidence.

Focus On:

- revision only
- important chapters
- frequently asked concepts

What You Should Do:

- ✔ Revise short notes
- ✔ Practice important MCQs
- ✔ Focus on weak subjects
- ✔ Reduce unnecessary study pressure

Week 4 – Final Calm Preparation

Main Goal:

Stay mentally relaxed and focused.

Focus On:

- light revision
- confidence
- sleep
- mental stability

What You Should Do:

- ✓ Sleep properly
- ✓ Stay positive
- ✓ Avoid panic
- ✓ Keep revision simple
- ✓ Maintain healthy routine

What NOT To Do Before the Exam ❌

Many students make these mistakes during the final days.

Avoid them.

❌ Do Not Start Completely New Books

This creates confusion and stress.

Focus on:

- NCERT
- notes
- revision
- mock analysis

❌ Do Not Compare Yourself Constantly

Every student has a different preparation journey.

Comparison increases:

- anxiety
- self-doubt
- pressure

Focus on your own improvement.

✘ Do Not Study Without Sleep

Lack of sleep reduces:

- concentration
- memory
- focus
- accuracy

Good sleep is part of preparation.

✘ Do Not Panic After Mock Scores

Low mock scores are normal.

Use them to:

- identify mistakes
- improve strategy
- revise weak topics

✘ Do Not Overuse Social Media

Too much scrolling can increase:

- distraction
- fear
- comparison
- stress

Protect your focus during the final month.

Avoid Panic Section 🚨

It is normal to feel nervous before exams.

Almost every student experiences:

- fear of failure
- pressure
- overthinking
- self-doubt

But panic reduces performance.

What To Do When You Feel Stressed

- ✅ Take short breaks
- ✅ Go for a small walk
- ✅ Drink water
- ✅ Talk to supportive people
- ✅ Avoid negative discussions
- ✅ Focus on one task at a time

Remember:

You do not need perfect preparation to perform well.

You only need:

- focus
- calmness
- consistency

Stress Management Tips

1. Follow a Simple Routine

A basic daily structure reduces mental confusion.

2. Avoid Last-Minute Pressure

Do not try to complete everything in one day.

3. Stay Away from Negative Discussions

Some students constantly discuss:

- cutoffs
- marks
- fear
- competition

This can increase stress unnecessarily.

4. Take Care of Physical Health

- Eat properly.
- Sleep properly.
- Stay hydrated.

Your brain performs better when your body is healthy.

Sleep & Focus Advice

Many students sacrifice sleep during exams.

This is harmful.

Ideal Sleep Advice

Try to sleep:

6.5–8 hours daily

Proper sleep helps:

 memory retention

- ✓ concentration
- ✓ calmness
- ✓ faster thinking

Focus Improvement Tips

- ✓ Keep phone away while studying
- ✓ Study in short focused sessions
- ✓ Avoid multitasking
- ✓ Follow realistic goals
- ✓ Revise consistently

Exam-Day Checklist ✓

Before leaving for the exam center, check these carefully.

Important Documents

- ✓ Admit Card
- ✓ Valid ID Proof
- ✓ Passport-size Photograph (if required)
- ✓ Transparent Water Bottle (if allowed)
- ✓ Necessary stationery (if allowed)

Always check official instructions carefully.

Before Leaving Home

- ✓ Reach exam center early
- ✓ Check reporting time

- ✓ Keep documents ready
- ✓ Eat light food
- ✓ Stay calm

During the Exam

- ✓ Read questions carefully
- ✓ Manage time wisely
- ✓ Avoid spending too much time on one question
- ✓ Attempt easier questions first
- ✓ Stay focused

Final Week Checklist ✓

Task	Completed?
Full syllabus revised	
Mock tests completed	
Weak topics revised	
Admit card ready	
Sleep schedule maintained	
Important documents prepared	
Stress under control	

What Toppers Do Differently ★

Top-performing students usually:

- ✓ stay calm
- ✓ avoid unnecessary panic

- ✔ revise smartly
- ✔ focus on accuracy
- ✔ maintain discipline till exam day

They understand that:

mental stability is also part of success.

Final Motivation Before the Exam

You have already come a long way.

Do not underestimate your preparation because of fear or comparison.

Even if your preparation is not perfect:

you can still perform very well with confidence and focus.

Trust your effort.

Stay calm.

Give your best.

Remember:

One exam does not define your entire future.

This is only one step in your journey.

Section 7

Resources, Free Tools & Next Steps

Congratulations on completing this roadmap.

If you have read this guide properly, you now understand:

- how CUET works
- common mistakes to avoid
- smart preparation strategies
- DU admission basics
- career planning concepts
- final exam preparation tips

Remember:

Success in CUET is not about studying perfectly every day.

It is about:

- consistency
- smart planning
- revision
- staying calm
- avoiding confusion

This final section includes useful resources and tools that can help you continue your preparation journey more effectively.

Useful Websites for CUET Preparation

Always use official and trusted sources for important updates.

Official CUET Website

<https://cuet.nta.nic.in/>

Use this for:

- ✔ official notifications
- ✔ syllabus updates
- ✔ exam information
- ✔ important dates
- ✔ admit card updates

National Testing Agency (NTA)

<https://nta.ac.in/>

Useful for:

- ✔ exam announcements
- ✔ official notices
- ✔ latest updates

Delhi University Website

<https://www.du.ac.in/>

Useful for:

- ✔ DU admissions
- ✔ CSAS updates
- ✔ course information
- ✔ eligibility details

Recommended Mock Test Platforms

Mock tests help improve:

- speed





- confidence
- time management
- accuracy

You can use:

- online mock platforms
- practice apps
- chapter-wise MCQ websites
- previous year questions

Mock Test Tips

While choosing mock tests:

-  focus on quality over quantity
-  analyze mistakes carefully
-  practice regularly
-  improve weak areas

Remember:

Giving mock tests without analysis is incomplete preparation.

Useful Study Tools & Apps

These tools can help students stay organized and productive.

Study Planning Apps

Useful for:

- scheduling
- daily targets
- habit tracking

- revision planning

Examples:

- Google Calendar
- Notion
- Todoist
- Microsoft To Do

Focus & Productivity Apps

Useful for:

- reducing distractions
- improving focus
- tracking study sessions

Examples:

- Forest
- Pomodoro Timer Apps
- Stay Focused

Note-Making Tools

Useful for:

- short notes
- revision sheets
- formula tracking

Examples:

- Google Keep
- OneNote
- Physical notebooks

Smart Study Advice

Do not waste too much time searching for:

- “perfect app”
- “perfect strategy”
- “secret shortcuts”

The most important thing is:







consistent execution.

Stay Connected for More Free Resources

This roadmap is only the beginning.

More useful content, updates, and student resources will be shared regularly.

You can stay connected for:

-  CUET updates
-  career guidance
-  free PDFs
-  study strategies
-  admission tips
-  motivation & productivity content

Follow on Instagram

Get:

- daily CUET tips
- preparation strategies
- student guidance

- career clarity content
- important updates

Instagram:

@careerblueprintguides

Visit the Website

Visit the website for:

- free blogs
- career guidance articles
- CUET resources
- student tools
- future study materials

Website:

<https://careerblueprintguides.in/>

Quick Resource Checklist

Resource

Checked?

- Official CUET Website Saved
- Mock Test Platform Selected
- Study Timetable Created
- Instagram Followed
- Website Visited
- Community Joined

Final Message for Students

Your journey after Class 12 may feel confusing sometimes.

That is normal.

Every successful student once faced:

- uncertainty
- fear
- confusion
- self-doubt

What makes the difference is:

consistency and willingness to improve.

Do not wait for:

- perfect motivation
- perfect confidence
- perfect timing

Start with small steps and continue moving forward.

Final Motivation

Your future is not decided in one day or one exam.

Success is built through:

- discipline
- learning
- patience
- effort
- adaptability

Believe in your ability to grow.

Keep learning.

Keep improving.

Keep moving forward.

CUET 2026 Success Roadmap

Wishing you the very best for:

CUET 2026 and your future journey ahead